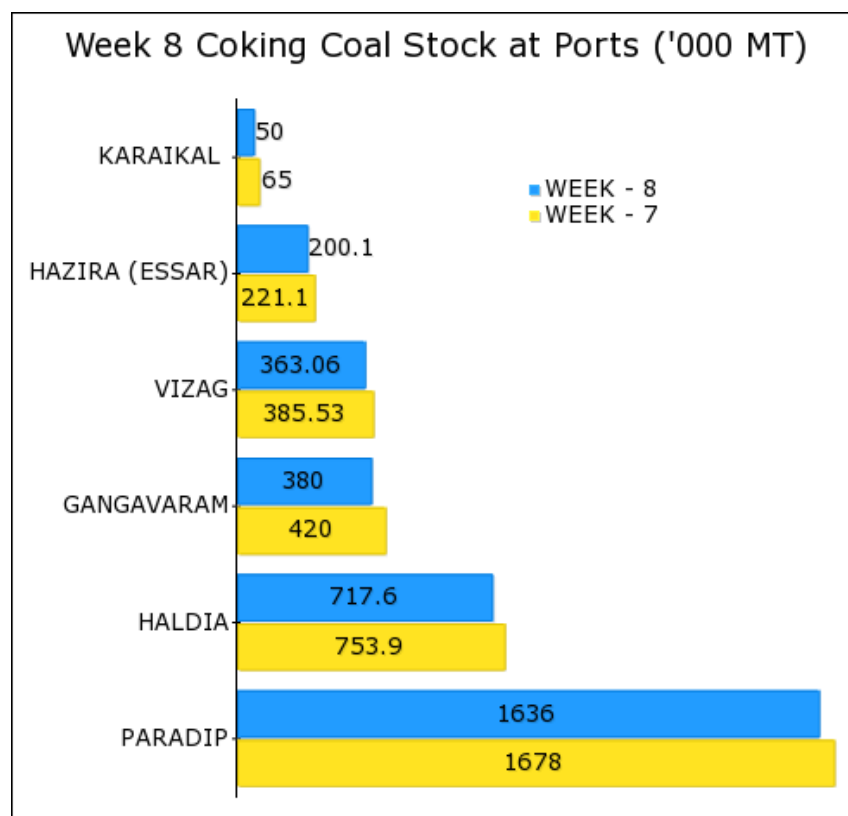


Week 8: Coal Stock at Major Indian Ports (18 Feb - 22 Feb)

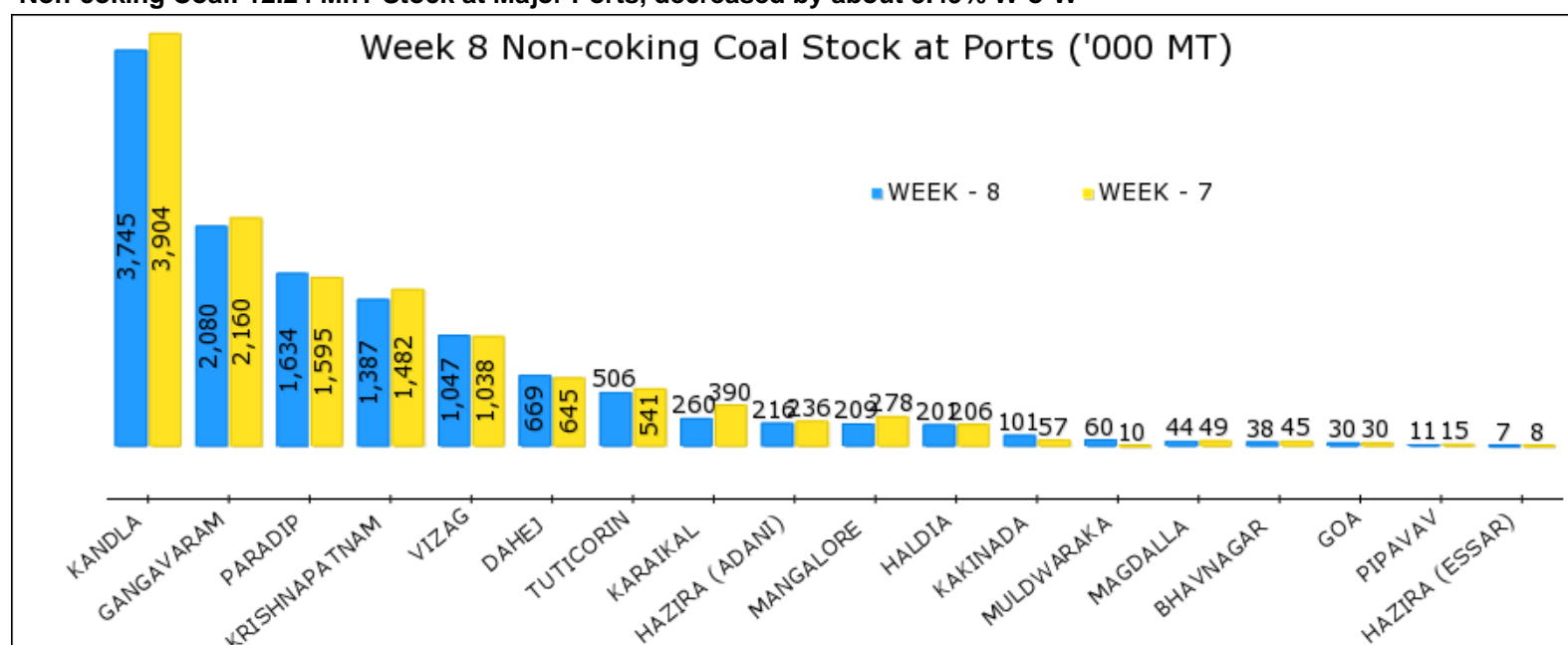
Total coal stock at major Indian ports at the end of week under review was around 15.68 MnT. Stock at ports has decreased by 4.39% compared to preceding week. CoalMint assessed that by the end of week under review, Non-coking coal stock at the ports was around 78.07%, which decreased by 3.49% and Coking stock was around 21.93% decreased by 7.46% against the previous week.

Total Coal Stock Status			
Port	WEEK 8	WEEK 7	CHANGE
KANDLA	3,773,332	3,946,742	-4.39%
PARADIP	3,270,000	3,273,000	-0.09%
GANGAVARAM	2,460,000	2,580,000	-4.65%
KRISHNAPATNAM	1,421,190	1,531,217	-7.19%
VIZAG	1,410,247	1,423,290	-0.92%
HALDIA	918,600	959,500	-4.26%
DAHEJ	668,940	644,560	3.78%
TUTICORIN	505,565	541,427	-6.62%
KARAIKAL	310,000	455,000	-31.87%
HAZIRA (ADANI)	215,710	235,800	-8.52%
MANGALORE	208,601	278,343	-25.06%
HAZIRA (ESSAR)	207,020	228,800	-9.52%
KAKINADA	100,500	56,500	77.88%
MULDWARAKA	60,000	10,000	500.00%
GOA	60,000	130,000	-53.85%
MAGDALLA	43,820	48,830	-10.26%
BHAVNAGAR	38,000	45,000	-15.56%
PIPAVAV	11,000	15,000	-26.67%
Grand Total	15,682,525	16,403,009	-4.39%

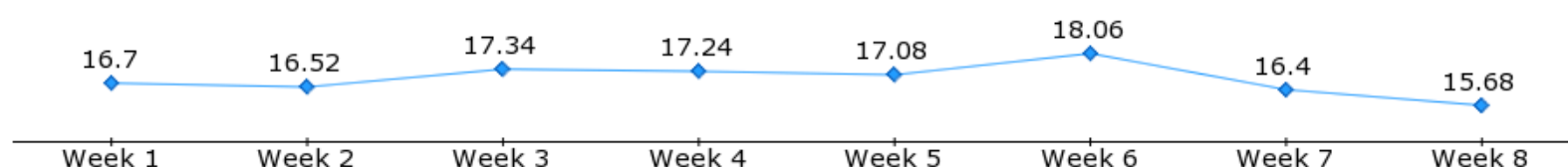


CoalMint assessed that by the end of week under review, Coking Coal stock had decreased by 7.46% against previous week. Total Coking coal stock at Paradip is 1.64MnT, down by 2.5% against the previous week. Presently, inventory at Haldia Port is 0.72 MnT.

Non-coking Coal: 12.24 MnT Stock at Major Ports, decreased by about 3.49% W-o-W



Weekly Coal Stock at Port (in MnT)



India: Coal Stock at Ports

26 Feb 2018



MAJOR COAL STOCK HOLDERS AT INDIAN PORTS (QTY - MT)

NON COKING COAL	WEEK 8	WEEK 7	CHANGE
KANDLA	3,745,332	3,903,642	-4.06%
SWISS SINGAPORE	860,000	870,310	-1.18%
OPG POWER	654,000	679,000	-3.68%
HINDUSTAN ZINC	302,151	332,151	-9.03%
MOHIT MINERALS	300,000	321,647	-6.73%
WELSPUN	197,500	211,500	-6.62%
OTHERS	1,431,681	1,489,034	-3.85%
GANGAVARAM	2,080,000	2,160,000	-3.70%
OTHERS â€” BSP, INDIAN	1,700,000	1,750,000	-2.86%
ADANI	380,000	410,000	-7.32%
PARADIP	1,634,000	1,595,000	2.45%
NTPC / AEL	239,000	250,000	-4.40%
MBG COMMODITY	173,000	178,000	-2.81%
JINDAL STAINLESS	159,000	162,000	-1.85%
SHYAM GROUP	119,000	122,000	-2.46%
VISA RESOURCES	107,000	114,000	-6.14%
OTHERS	837,000	769,000	8.84%
KRISHNAPATNAM	1,386,960	1,481,717	-6.40%
KAMACHI GROUP	660,530	699,230	-5.53%
JSW	436,840	469,347	-6.93%
TATA	102,510	115,160	-10.98%
KNOWLEDGE INFRASTRUCTR	57,510	24,920	130.78%
SWISS SINGAPORE	51,590	76,240	-32.33%
OTHERS	77,980	96,820	-19.46%
VIZAG	1,047,185	1,037,764	0.91%
OTHERS	1,047,185	1,037,764	0.91%
DAHEJ	668,940	644,560	3.78%
ADANI POWER	595,990	625,610	-4.73%
HINDALCO	72,950	18,950	284.96%
TUTICORIN	505,565	541,427	-6.62%
CEPL	83,260	139,022	-40.11%
DHAR COAL	75,357	86,096	-12.47%
DAVENDRAN COAL	69,827	75,835	-7.92%
AGARWAL COAL	67,931	75,256	-9.73%
VEDANTA	59,795	2,993	1,897.83%
OTHERS	149,395	162,225	-7.91%
KARAIKAL	260,000	390,000	-33.33%
OTHERS	260,000	390,000	-33.33%
HAZIRA (ADANI)	215,710	235,800	-8.52%
ADANI	215,710	235,800	-8.52%
MANGALORE	208,601	278,343	-25.06%
JSW	80,000	100,500	-20.40%
AGARWAL COAL	43,286	83,050	-47.88%
MOHIT MINERALS	22,000	22,447	-1.99%
SWISS SINGAPORE	19,100	22,100	-13.57%
AMBUJA CENENT	18,000	20,000	-10.00%
OTHERS	26,215	30,246	-13.33%
HALDIA	201,000	205,600	-2.24%
VARIOUS	179,100	190,600	-6.03%
INDIA COKE	21,900	NIL	100.00%
MOHIT MINERALS	NIL	15,000	-100.00%
KAKINADA	100,500	56,500	77.88%
USHA MARTIN	52,000	NIL	100.00%
PARRY SUGARS	35,000	39,000	-10.26%
MY HOME INDUSTRIES	8,500	10,500	-19.05%
GIRIJA POWER	5,000	7,000	-28.57%
MULDWARAKA	60,000	10,000	500.00%
AMBUJA CENENT	60,000	10,000	500.00%
MAGDALLA	43,820	48,830	-10.26%
YASHVI IMPEX	17,810	18,110	-1.66%
AGARWAL COAL	10,300	11,800	-12.71%
GANDHAR COAL	8,810	11,710	-24.77%
FARLIN COMMODITY	6,900	7,210	-4.30%

NON COKING COAL	WEEK 8	WEEK 7	CHANGE
BHAVNAGAR	38,000	45,000	-15.56%
NIRMA	38,000	45,000	-15.56%
GOA	30,000	30,000	0.00%
ADANI	30,000	30,000	0.00%
PIPAVAV	11,000	15,000	-26.67%
SHREE ELECTROMELTS	8,000	10,000	-20.00%
GUJARAT HEAVY CHEMICAL	3,000	5,000	-40.00%
HAZIRA (ESSAR)	6,920	7,700	-10.13%
MOHIT MINERALS	6,920	7,700	-10.13%
Grand Total	12,243,533	12,686,883	-3.49%

COKING COAL	WEEK 8	WEEK 7	CHANGE
PARADIP	1,636,000	1,678,000	-2.50%
BHUSHAN STEEL & POWER	328,000	367,000	-10.63%
RAWMET COMMODITY	284,000	255,000	11.37%
TATA	250,000	240,000	4.17%
SAIL	164,000	207,000	-20.77%
JSPL	118,000	137,000	-13.87%
OTHERS	492,000	472,000	4.24%
HALDIA	717,600	753,900	-4.81%
SAIL	451,500	406,700	11.02%
TATA	163,800	235,800	-30.53%
ELECTROSTEEL	51,800	50,400	2.78%
RAWMET COMMODITY	31,200	32,700	-4.59%
ATIBIR INDUSTRIES	19,300	28,300	-31.80%
GANGAVARAM	380,000	420,000	-9.52%
RINL	280,000	300,000	-6.67%
OTHERS â€” SAIL, JINDA	100,000	120,000	-16.67%
VIZAG	363,062	385,526	-5.83%
SAIL	363,062	385,526	-5.83%
HAZIRA (ESSAR)	200,100	221,100	-9.50%
ESSAR STEEL	200,100	221,100	-9.50%
KARAIKAL	50,000	65,000	-23.08%
OTHERS	50,000	65,000	-23.08%
KRISHNAPATNAM	34,230	49,500	-30.85%
JSW	24,230	38,850	-37.63%
INFRATECH	8,800	NIL	100.00%
GERDAU STEEL	1,200	2,050	-41.46%
INRHYTHM ENERGY RESOUR	NIL	8,600	-100.00%
GOA	30,000	100,000	-70.00%
GUJARAT NRE	30,000	30,000	0.00%
JSW	NIL	70,000	-100.00%
KANDLA	28,000	43,100	-35.03%
NARAYANI COAL	15,000	20,000	-25.00%
PROJECT & EQUIPMENT	13,000	15,000	-13.33%
GP PETROLIAM	NIL	3,600	-100.00%
SHREE ARIHANT TRADE	NIL	4,500	-100.00%
Grand Total	3,438,992	3,716,126	-7.46%

REPORT BY

Alok Singh Thakur(Analyst)
Email Id: alok@steelmint.com

CONTACT - RAIPUR

301, Jeevan Parisar, Rajeev Nagar
Behind Crystal Arcade Raipur (C.G)
Pincode- 492 007 India
Tel: +91 97700 56666

CONTACT - KOLKATA

Narayani Building,
Room No. - 1F, 2A Sarat
Bose Road, Kolkata -700020
Tel: +91 7044070530